



Group Marketing Department
BPT Security Systems UK Ltd
FREPOST HH572
Unit 16 Sovereign Park
Cleveland Way
Hemel Hempstead
Herts
HP2 7BR



BPT Entry Control Solutions
Unit 16, Sovereign Park, Cleveland Way
Hemel Hempstead, HP2 7DA

t: 01442 230800
f: 01442 244729
e: sales@bpt.co.uk
w: www.bpt.co.uk



- ENTRY CONTROL SYSTEMS
- GATE AND BARRIER AUTOMATION
- ACCESS CONTROL SYSTEMS

THE COMPLETE SOLUTION

ENTRY PANELS



Targha

entry panel offering the utmost modularity and functionality in flush or surface mounted audio and video versions. With its small size and colour options, brushed steel effect and light grey, Targha has no trouble blending in with the style of any building.

Digital Targha

digital entry panel offering the utmost performance in the smallest possible package. It is an optimal solution for installations with a high number of users and can be flush or surface mounted. The innovative backlit digital pushbutton panel and graphic LCD display help callers locate the user easily. The digital Targha panels have a memory for up to 2,000 names and can call up to 2,000 addresses.

Targha VR

very hard-wearing tamperproof entry panel thanks to a stainless steel and polycarbonate front plate 4mm thick. Its streamlined looks and extremely attractive design make it suitable for any architectural setting. Also available as an elegant and refined brass entry panel best suited to highly prestigious refined dwellings.

Digital Targha VR

practical and functional, these entry panels are hard-wearing, yet stylish and have a memory for up to 2,000 names, can call up to 2,000 addresses, display the system status via a LCD graphical display and have backlit buttons. The ideal solution for large installations that need a vandal resistant option that is aesthetically pleasing.



Flat Plate Stainless Steel Vandal Resistant


an industry-leading combination of style, strength and durability with a vandal resistant, tamperproof model to suit every application.

Flat Plate Digital Stainless Steel Vandal Resistant

display pre-programmed screen messages or information text on these digital panels that can cater for up to 256 blocks on a single key. With illuminated keyboards and alphanumeric illuminated LCD display, these panels are durable and stylish. The digital panels have a memory for up to 2,000 names and can call up to 2,000 addresses.

Disability Discrimination Act

Entry panels with all the quality, durability and style you would expect from BPT, adapted to comply with the requirements of the Disability Discrimination Act 1995 (DDA). The panels include tactile illuminated buttons, Braille characters and LED indicators. The range is based on our interpretation of the relevant requirements of the DDA. Designs and styles including double height panels are available.



HANDSETS & MONITORS



Arctic Blue

Ophera

flush mount video-audio entry systems combining elegant good looks with advanced functionality and contemporary design which blends effortlessly into the modern home or office.


The Ophera monitor has a high definition 3.5" LCD TFT colour screen with adjustable tilt display to allow viewing from a range of angles. With dimensions of just 158mm wide, 124mm high and 16mm deep (back box 55mm deep), Ophera also has the following functions:

- Controls: brightness, colour saturation, ring tone level selector
- Intercom buttons: 8 way intercom module (optional)
- Operation buttons: audio activation, door lock release, mute/privacy, self-connection, auxiliary services, porter call and panic



White

Orange



Nova

award-winning flush mounted audio and video models which blend easily and tastefully into any surroundings. With its modern, no-fuss style and small size, it is the specifier's choice and features 2" full colour screen, push button to speak/listen, lock release, brightness, contrast and 2 auxiliary buttons.

Integra

the stylish porter switchboard for both audio and video System 300 installations. Switchboards allow the facility of the entire door entry system to be supervised from a central location by concierge or porter.



Lynea

the latest technology, elegant styling, functionality and unbeatable reliability, Lynea impresses with its elegance and soft lines. In addition to the normal BPT controls, the Lynea monitor can also have a 3 or 6 way intercom module added and comes in colour or monochrome, offering an economical solution.



LEADING TECHNOLOGY

System 300 - Bespoke systems for larger developments

One of the most advanced door entry systems ever launched in the UK, System 300 uses two wire upline signal transmission for maximum installation and cost efficiency. It is incredibly flexible and offers great value with distances of up to 800m between panel and controller and up to 750m from controller to monitor. Unlike most entry systems that rely on three pairs of twisted CAT5 cable as the upline carrier to video receivers, the new BPT System 300 is able to use just one UTP CAT5 pair for all upline video, audio and data signals. Two cores @ 1mm² CSA are also required to supply power on video systems.

With large sites, the System 300 really comes into its own as it can be used across 256 blocks of apartments, each with up to 32 entrances. Each block can have its own switchboard, as well as a main site control room switchboard. All or selected calls may be intercepted from entrances to residents and routed to the concierge switchboard if required, and for the very large apartment, up to 8 intercom monitors can be installed within any dwelling.

The BPT System 300 is modular and can be used with the full range of BPT System 300 equipment. It is also easily interfaced with any access control system for a very secure yet flexible security solution.

A System 300 installation showing a multiblock system with main entrances and porter switchboard

Maximum expansion

- 256 blocks per system
- 2,000 total receivers per system
- 512 receivers per block maximum
- 32 secondary entry panels per block with porter switchboards, if any
- 64 main entry panels with porter switchboards, if any

Choosing entry panels

- up to 64 users: analogue entry panels
- up to 2,000 users: digital entry panels

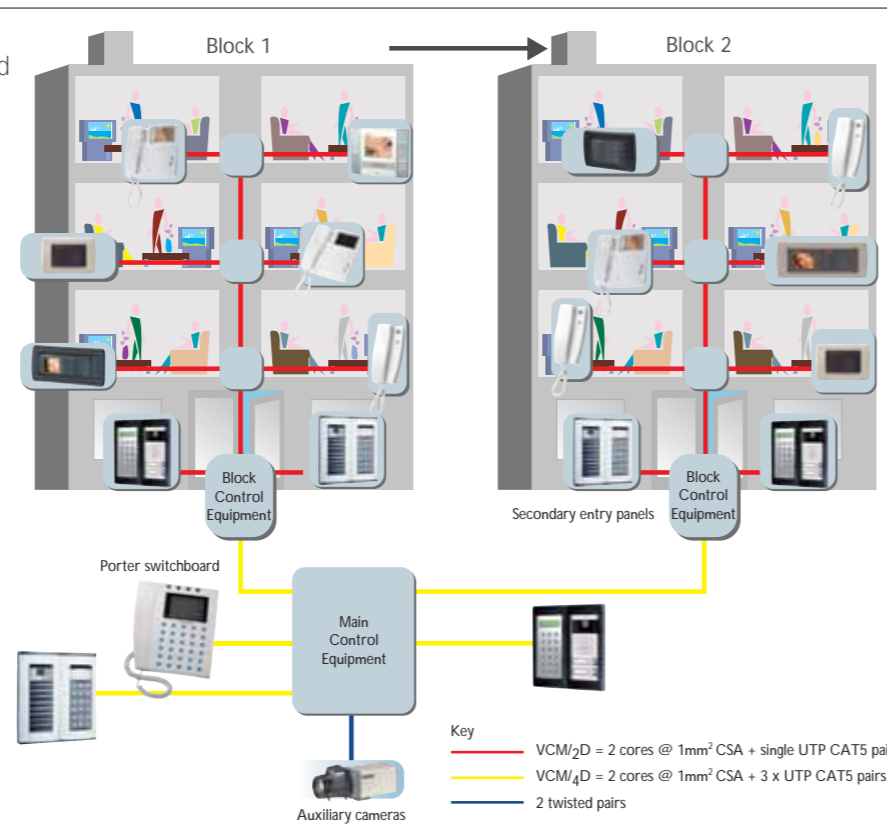
Maximum cable run for VCM/2D

- 750m (*) maximum distance between block's power supply board and last receiver
- 3,000m (*) total cable run between block's power supply board and receivers

Maximum cable run for VCM/4D

- 800m (**) maximum distance between main entry panels/porter switchboards and block's power supply board furthest away
- 2,000m total cable run between block's power supply board and main entry panels

(*) Using XAS/300 (**) Using XDV/303



LEADING TECHNOLOGY

X1 systems - 2 wire video entry control

Increasingly advanced yet simpler than ever, using VCM/1D cable (pictured right). Just two non-polarised wires from the power supply to the monitor. X1 allows kits to be expanded to accommodate up to 4 entrances, 100 apartments and with extra power, up to 8 monitors per apartment. It also offers self learning programming and multi-riser distribution.

X1 technology

System capacity - X1 manages up to 4 entrances, 100 calls and up to 8 receivers activated by the same call.

Multi-riser distribution - With X1, the signal can be distributed over a number of lines, to as many as 100 receivers, using just one power supply unit.

Self-learning programming - With X1, system programming is quick and immediate with no configurers or dip switches to contend with.

B&W and colour video signal - X1 provides top audio-video quality and can handle B&W and colour signals without distinction. Again with just 2 wires, power supply included.

X1 features

Intercom feature - You can create one or more intercom groups of receivers without making alterations to the riser line, by simply adding a special selector. Allows management of several 8-intercom groups.

Full extras - Doorbell, door lock release feature, call waiting notification, door lock release time control, secrecy of speech, self-connection to entry panels, system busy warning.

X1-300 expandability - X1 can expand its capacities to cater for multi-block residential complexes, with the aid of an XA/300LR control unit.

Expandable kits - The X1 system kits can be employed to expand the video entry control installation by simply adding the necessary pushbutton entry panels and receivers.

Ophera X1 colour video entry kit



- Ophera recessed, hands-free colour monitor with 3 front plates in White, Orange and Arctic Blue, intercom module & embedding box
- Targha HEV/301GH recessed aluminium 1 button entry panel with colour camera
- VA/301 power supply unit



Intercom buttons:

- 8 way intercom module (optional)

Controls:

- Brightness
- Colour saturation
- Ring tone level selector



Feature:

- Swivel mount display
- High definition 3.5" LCD TFT colour screen

Operation buttons:

- Audio activation
- Door lock release
- Mute/privacy
- Self-connection
- Auxiliary services
- Porter call
- Panic

Dimensions:

- 158mm wide, 124mm high and 16mm deep (back box 55mm deep)



Lynea X1 black and white video entry kit

- Stylish Lynea wall-mount black & white monitor with 4.5" screen
- Targha HEV/301GH recessed aluminium 1 button entry panel with black & white camera
- VA/301 power supply unit

GATE, BARRIER AND BOLLARD AUTOMATION

- A solution for all applications with a full range of gate operating systems and cost-effective kits, barriers, beams, posts and accessories
- Automation for new and existing gates and new products introduced regularly in line with regulations and demand
- A 5 year guarantee when installed by approved agents
- The majority of products electro-hydraulic in operation, proven to be more reliable, safer and quieter than electro-mechanical equivalents
- Superb telephone technical assistance by a team of highly experienced technicians
- Regular, carefully structured training programmes and excellent technical support, as well as full workshop facilities for the repair and refurbishment of our products
- Speedy turnaround on quotations and ample and comprehensive literature provided for you and your customers

GATE AUTOMATION

Surface mounted kits

NUPI 66 KIT - 'On-the-gate' kit for double swing gates with a maximum opening of 4m

The Nupi 66 Kit comprises:
2 x Nupi 66 Electro Hydraulic Operators with electric cable and fixings
1 x Electronic Control Unit
1 x Radio Receiver
1 x Hand-Held Transmitter
1 x Rod Aerial
1 x Pair of Safety Photocells
1 x Key Switch with STOP Button



HINDI 880 SPRINT KIT - 'On-the-gate' kit for double swing gates with a maximum opening of 3.6m. Also available with double locking.

The Hindi 880 Sprint Kit comprises:
2 x Hindi 880 Electro Hydraulic Operators with electric cable and fixings
1 x Electronic Control Unit
1 x Radio Receiver
1 x Hand-Held Transmitter
1 x Rod Aerial
1 x Pair of Safety Photocells
1 x Key Switch with STOP Button



SYSTEM 880 KIT - 'On-the-gate' kit for a single swing gate with a max opening of 4m

The System 880 Kit comprises:
1 x Hindi 880 Electro Hydraulic Operator with electric cable and fixings
1 x Electronic Control Unit
1 x Radio Receiver
1 x Hand-Held Transmitter
1 x Rod Aerial
1 x Pair of Safety Photocells
1 x Key Switch with STOP Button
1 x Electric Lock



APROLI 280 KIT - 'On-the-gate' kit for double swing gates with large pillars and a maximum opening of 4m

The Aproli 280 Kit comprises:
2 x Aproli 280 Electro Hydraulic Operators with fixings
1 x Electronic Control Unit
1 x Radio Receiver
1 x Hand-Held Transmitter
1 x Rod Aerial
1 x Pair of Safety Photocells
1 x Key Switch with STOP Button



Underground kit

COMBI 740 KIT - Underground kit for double swing gates with a maximum width of 4.0m. Also available with gate support enclosure and with double locking and braking.

The Combi 740 Kit comprises:
2 x Combi 740 all-in-one underground operators
1 x Electronic Control Unit
1 x Radio Receiver
1 x Hand-Held Transmitter
1 x Rod Aerial
1 x Pair of Safety Photocells
1 x Key Switch with STOP Button



Now also available with opening to 165°.

Sliding gate kit

GIRRI 130 KIT - Sliding gate kit for a maximum weight of 400kg

The Girri 130 Kit comprises:
1 x Girri 130 Operator with Built-in Control Unit
1 x Radio Receiver
1 x Hand-Held Transmitter
1 x Rod Aerial
1 x Pair of Safety Photocells
1 x Key Switch with STOP Button
1 x Flashing Lamp
5 x 1m Lengths of Nylon Rack with Fixings



GATE AUTOMATION

Surface mounted operators

HINDI 880 - 'On-the-gate' operator for double swing gates up to 5.0m each leaf

The Hindi 880 can be used for the automation of new and existing gates in single property residential and light commercial applications. Various options are available to suit the type of gate and automation required. All operators come complete with fittings and are oil filled.

MEC 800 - Heavy duty 'on-the-gate' operator for large wind affected swing gates up to 1,800kg each leaf

The MEC 800 on-the-gate system is designed for large, heavy and wind-affected gates and doors. Its heavy duty air-cooled motor pump makes it ideal for arduous and frequent duty cycles on gates weighing up to 1,800kg. If the gates are wind affected, particularly heavy or wide, then two operators per leaf may be required.

APROLI 280 - Cranked arm operator for swing gates mounted on large pillars with gate weight up to 300kg

The Aproli 280 electro hydraulic operator comes complete with a cranked arm. Ideally suited for swing gate applications where the gate is hanging from large pillars. A maximum distance of 450mm between the gate hinge and outer face of the pillar can be achieved i.e. 900mm thick pillars. Using this operator eliminates the need of removing brickwork to obtain the correct geometry, as with some conventional piston type 'on the gate' operators. Ideal for gates and pillars of special architectural value. Maximum gate weight 300kg.

Underground operators

COMBI 740 - 'All-in-one' underground operator for gates up to 3.0m each leaf

The Combi 740 operator is suitable for use in residential and light duty commercial applications. The unit includes the pump and jack in the enclosure. No pump housing or piping is visible above the ground to detract from the appearance of the gate and posts. The system has a special release in the event of power failure or emergency. Various options are available to suit the type of gate and automation required.

DRIVE 700 - Electro hydraulic underground operator for special applications involving residential swing gates up to 3.5m each leaf

The Drive 700 underground system provides an alternative to the Combi 740 'all-in-one' operator for special applications, such as driveways where drainage is a problem. The Drive 700 system has its hydraulic motor pump mounted above ground.

MEC 700 - Heavy duty underground system for single and double swing gates up to 3.5m each leaf

The MEC 700 underground system is provided for high duty applications in both residential and industrial situations. The hydraulic pump is air-cooled with heavy duty operation and is used with the Drive 700 underground jack range. Various options are available to suit the type of gate and automation required.



Sliding gate operators

NYOTA 115 - Electromechanical operator for sliding gates weighing up to 800kg

The Nyota 115 requires a single phase supply, is self-locking through its geared motor and is equipped with a safety function through the adjustable clutch system. The operator can be disengaged in an emergency or power failure situation. The onboard control unit provides the inputs/outputs required to integrate with access control and safety equipment. The housing incorporates a safety switch that cuts off the supply voltage when the lid is removed. A non locking, reversing model can also be supplied.

MEC 200 - Electromechanical operator for sliding gates weighing up to 1,250kg

The unit is available for single or 3 phase supply depending on the weight of the gates. The drives have a self locking geared motor with air cooling and built in electromagnetic brake. The unit drives through an adjustable, safety clutch and features an emergency release and built-in limit switches. A remote electronic control unit (Elpro 10 supplied) provides the closing time adjustment, 24V output LED function indicators and a safety cut-off switch.

FIBO 400 - Heavy duty electromechanical operator for industrial sliding gates weighing up to 4,000kg

The unit requires a 3 phase supply. The drives have a self locking geared motor with air cooling and built in limit switches to cut off the power at any gate position. The unit drive is torque controlled through a clutch system directly connected to the drive shaft. A built-in electronic control board (Elpro 10 Special) provides closing timer 24V output, LED input status indication and is easily integrated with any access control and safety equipment.

RISING BOLLARDS

Coral and Vigilo rising bollards



Restrict traffic access control in public or private areas with CORAL and VIGILO rising bollards

Coral and Vigilo rising bollards are both electrohydraulic in operation and the self-contained hydraulic pump and piston assembly makes installation easy with no special adjusting or calibration required. Remote air-cooled motor/pump units are available for heavy use applications.

Both allow manual override in the event of an emergency or power failure. There is also the option of an electro-valve and coupling, which automatically lowers the bollard in the event of a power failure.

The electronic control unit allows the systems to be operated in either automatic or semi-automatic mode and the bollards are easily integrated with access control and safety equipment such as traffic lights, photocells and ground loops.

	Diameter	Height	Weight	Operation
Coral 1050	100mm	510mm	86kg	4 seconds
Coral 1080	100mm	810mm	104kg	4 seconds
Vigilo 2250	200mm	510mm	102kg	4 seconds
Vigilo 2280	200mm	810mm	131kg	4 seconds

Strabuc rising bollards

The Strabuc 918 is a single phase supply, 'all-in-one', electrohydraulic rising bollard ideal for keeping traffic away from sensitive areas. Designed to protect premises and for use in traffic control in both commercial and industrial sites. This bollard also has a built-in flashing light which acts as a warning while the post is in operation.

The bollard comes as a one-piece assembly and needs only to be sunk into the ground and cabled back to the control board which is fed with a 240V 10A electrical supply. No hydraulic pipe connections are required (except on remote pump version).

The post has a 275mm diameter and extends to a height of 700mm with a raise and lower travel time of 6 seconds. One or more bollards can be installed and operated together or individually.

Vehicle safety can be provided from vehicle sensing loops located either side of the post which prevents the bollard rising when a vehicle is above it. The Strabuc 918 can be operated from a wide range of controls such as remote control, card or token readers and induction loops.



Keep traffic away from sensitive areas with Strabuc 918 rising bollards, available in any RAL colour to suite corporate styles

RISING BARRIERS

BARRI 88



Low duty use hydraulic barrier for beams up to 4m

Single Phase Supply - Compact electro hydraulic barrier for controlling traffic and providing security in small to medium-sized areas with low frequency use. Maximum beam length 4.0m. The beam has a slow down action during the last part of its raised and lowered travel.

The Barri 88 comes complete with a steel housing cabinet, ground fixing plate and anchor bolts, hydraulic pump unit, built-in limit switches and 4.0m beam. The fitted electronic control unit provides for remote control, push button, photocell, loop safety and flashing lamp accessories.

A mains voltage cut-off switch is fitted to conform with CE regulations. The voltage is cut off when the cabinet door is opened.

MEC 900

Heavy duty use hydraulic barrier for beams up to 8.2m

Single Phase Supply - Electro hydraulic barrier with slow down of the beam during the last part of its lowered travel. Complete with steel housing cabinet, mounting base plate, air-cooled hydraulic pump unit, electronic control unit and built-in limit switches.

The electronic control unit is provided with the necessary features to interface with all access and safety control requirements. An added anti-tailgate feature is selected from a link switch. When not selected normal operation occurs. A mains voltage cut-off switch is fitted to conform with CE regulations. The voltage is cut-off when the cabinet door is opened.

The barrier can meet beam requirements up to 8.2m. An expansion joint allows the various beam sections to be assembled to the required length and fitted together on-site. The beam profile provides a continuous groove along the lower edge to slide in bottom skirts and pneumatic rubber safety edges.



MEC 900M

Heavy duty use manual rising barrier for beams up to 6m

Compact, rugged, manual rising arm barrier providing a low cost means of restricting access by unauthorised traffic. It has the same casing and beam as used with the MEC 900 electro hydraulic barrier providing matching continuity in terms of visual appearance. Its ease of fixing enables it to be moved from site to site during building construction.

IMPRO ACCESS CONTROL

Impro Access Control offers:

- The most extensive feature to price ratio on the market
- More features as standard including full colour graphics plans, intelligent vehicle access control, full card printing software, lift/elevator control and 3 anti-passback modes
- From single door entry to a system capable of controlling 256 remote sites
- 1 door to 3,000; 1 user to 160,000
- Expert system design assistance and fast-track instructions
- Superb telephone technical assistance
- Speedy turnaround on quotations and next day delivery on all standard products
- Ample and comprehensive literature
- Unrivalled training facilities and use of our demonstration equipment



XQT/903 transmitter shown to TTT/903 reader

STANDALONE SOLUTIONS

The new series of SupaGate standalone controllers

The concept behind SupaGate is to provide the most cost-effective, secure solution to small applications that do not require a PC for programming. All three SupaGates can be programmed from the controller with the aid of an LED display which provides helpful prompts. All three allow 99 users and, depending on the version selected, can operate both door access control or radio frequency vehicle gate control, all from one transmitter. They are simple to program and offer great value.



SupaGate Lite

SupaGate Lite is a simple, standalone, single door controller supplied with keypad reader for 99 users and allows Prox and PIN or simply Prox. An extremely cost-effective, high quality kit.

SupaGate Plus

SupaGate Plus is the more flexible of the three offering either, or a mixture of, RF or proximity readers. With 4 relays which can be controlled via RF or up to 2 traditional proximity readers or keypad readers. The readers can be up to 20m away from the controller and any of the Impro standard proximity readers can be used. 99 users, rolling code for heightened security and once again programmed from the controller which can be installed on the secure side of the door.

Accessories

SupaGate low cost keypad reader, designed exclusively for the Supagate range.



IP66 enclosure for the SupaGate controllers when needing to be installed externally for low security applications.



SupaGate

SupaGate can control up to 4 relays which can be either radio frequency (RF) or any of the standard Impro proximity readers for door access control. Can be used with the XQT/904 handheld transmitter (pictured left) which has 4 buttons to operate each of the 4 relays, or 3 if a card reader is also used, in which case the transmitter's internal prox tag can be used. Ideal for gated properties that also require a traditional reader for building access. 99 users and rolling code on the RF for heightened security.

ImproS2 - Standalone for 1-2 Doors, 2,000 Users

The complete standalone, passive, no-contact, proximity access control system for single or 2 door applications, including residential, surgeries and small industrial and commercial premises. Each ImproS2 controller supports 2 proximity readers or up to 4 readers for full anti-passback control of 2 doors. Up to 2,000 tags. The system simply grants or denies access to tags through either or both of the doors. Designed for ease of use and reliability.

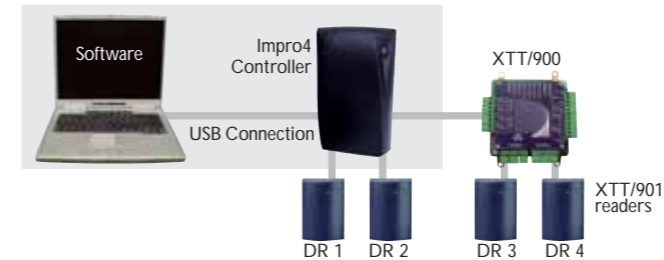
IMPRO4

Basic system description

- 2 door controller (expandable to 4 doors) with USB connection to PC, software and connection for the first 2 readers (RF option for gates)
- 4 door (or 8 reader in anti-passback mode) system which includes vehicle access options or 3rd party reader integration, up to 2,000 tags
- Free software for programming but system will run off-line
- Up to 10,000 sites controlled by simple software that allows you to view a specific site's transactions or timesheets from anywhere in the world plus add and delete tags remotely
- Multiple communications protocols RS232/RS485, USB, PSTN (Modem), TCP/IP
- Upgrade path to Impro16


Impro4 controller kit and expansion

The Impro4 controller kit includes 2 door controller, USB connection and software. Just add the desired reader type. Use XTT/900 for expansion (expandable to 4 doors).



Multi-site - Impro4M multiple modem connections

Your first Impro4M controller, reader and converter come with the Impro4M package.



Multi-site - Impro4E multiple Ethernet connections

Your first Impro4E controller, reader and converter come with the Impro4E package.



What makes it special

- Vehicle access control for unique identification and full control of access prevents unauthorised vehicles and/or drivers entering or leaving a site. The Impro unique transmitter works with both RF receivers and normal proximity door readers
- Automatic suspension of tagholders by pre-programmed expiry dates or leaving dates plus visitor tags with auto suspension prevent repeated access from the same tag
- Staff management via powerful web reporting allowing access to personnel movement records from anywhere in the world
- The system generates time sheet reports that can be integrated with many time and attendance/payroll packages
- Emergency unlocks via integration with the fire alarm system
- Dual tag and supervisor unlock for enhanced security
- Flexible ID card design software to enable an individual's image and ID to be printed on the proximity card for visual verification
- Door mode patterns easily programmable
- Selective alarms for predetermined events, such as denied entry or wrong PIN when connected to site
- Integration with intruder alarm systems and biometric and 3rd party readers



IMPRO16

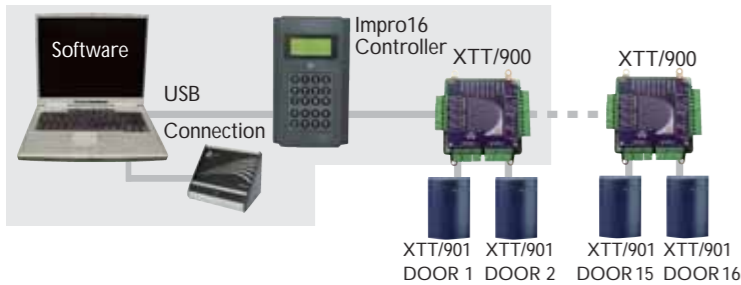
Basic system description

- 16 door controller with USB connection to PC, software and connection for the first 2 readers
- 1 - 16 doors (32 readers if in anti-passback mode) or 15 if up to 4 elevators connected, 2,000 users
- Compatible with all Impro readers and vehicle receivers
- Can be controlled remotely using an XRD/900 dial-up interface
- 16 inputs and 16 outputs for building management
- Upgrade path to Impro64+



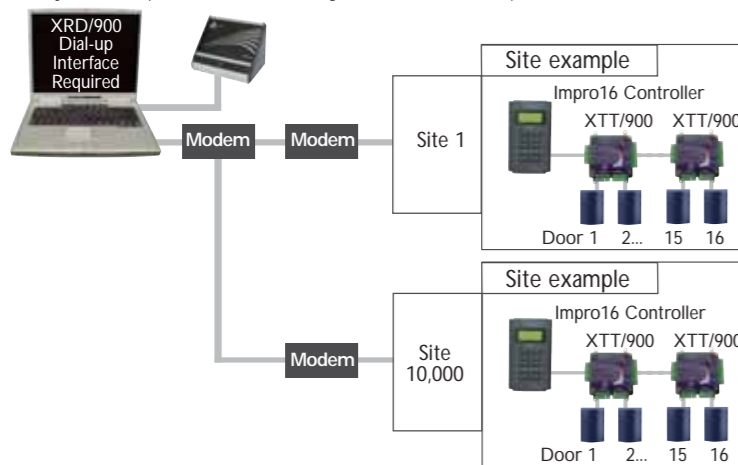
Impro16 controller kit and expansion

The Impro16 controller kit includes the main controller, USB connection, tag registration reader, software and first XTT/900 2 door controller. Just add the desired reader type. Use XTT/900 2 door controllers to expand Impro16 by 2 doors at a time to a maximum of 16.



Multi-site - Impro16 multiple modem connections

Remotely control up to 10,000 sites using the XRD/900 dial-up interface.



IMPRO64+

Basic system description

- Main controller (capable of connecting up to 64 readers) complete with software, registration reader, serial connection and first 2 door controller XTT/900
- Expand Impro64+ by adding XAC/904 controllers for every additional 64 readers to a maximum of 3,000 readers per site and up to 256 sites
- 160,000 tags per site
- Can be controlled remotely using an XRD/900 dial-up interface
- Full building management and access for up to 80 floors via elevators/lifts can be controlled by the system

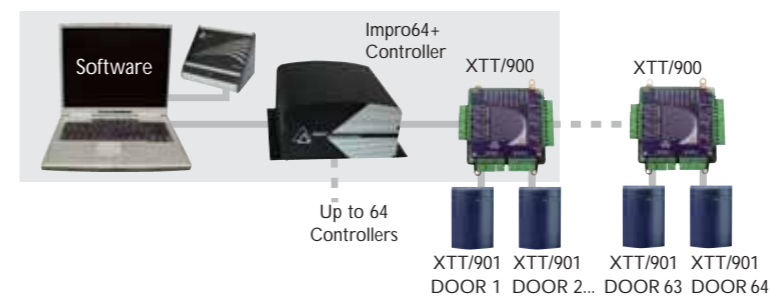


What makes it special

- Graphical user interface providing drill down floor plans to locate doors, alarms, cameras and tagholders.
- Full CCTV integration with DVRs and analogue cameras
- Car park management to control the number of vacant spaces and aid parking allocation
- Visitor module for receptionist with auto suspend
- Time and event driven actions can drive outputs to control any compatible 3rd party hardware such as heating, lighting, air conditioning, extractors, etc.
- Energy savings can be achieved by the system turning off power when an area has been vacated by personnel
- Tags can be automatically suspended after a period of non-use or leaving dates
- Automatic creation of tagholder details utilising 3rd party database integration
- Flexible built-in card printing facility, prints directly from the tagholder screen
- Staff management via powerful web reporting allowing access to personnel movement records worldwide
- It generates time sheet reports that can be integrated with many time and attendance/payroll packages
- A user can monitor many individual doors or locations resulting in the tagholder's image and details being displayed simultaneously with tag presentation
- Zone routing and access groups to determine the route through a building and limiting access to secure areas
- Operator security, limits access and use of software features
- Audio and visual indication of alarm activation is displayed on the floor plan at the relevant location. To assist in locating an alarm, a base map icon can be used to identify the building the alarm has been generated in
- Messaging at LCD readers

Impro64+ controller kit and expansion

The Impro64+ controller kit includes the main controller (capable of connecting up to 64 readers), registration reader, software, serial connection and first XTT/900 2 door controller. Just add the desired reader type and XTT/900 per 2 doors for expansion.



Also available for multi-site systems with either multiple modem or Ethernet connections. Remotely control up to 256 sites using the XRD/900 dial-up interface and/or a wide area network (WAN).

What makes it special

- Access for up to 16 floors, including the ground floor, via up to 4 elevators/lifts (reduces number of doors on the system to 15), programmed effortlessly
- Vehicle access control for unique identification and full control of access prevents unauthorised vehicles and/or drivers entering or leaving a site. The Impro unique transmitter works with both RF receivers and normal proximity door readers
- The system offers a graphical user interface providing floor plans to locate doors, alarms and tagholders. Drill down from a selected building to the relevant floor plan
- Visitor tags can be programmed to delete automatically
- Dual tag and supervisor unlock plus many more door mode patterns to enhance security
- It is possible to automatically create tagholder details utilising 3rd party databases
- Building management (including energy conservation using Power Control Mode). Plus monitoring of essential supplies and equipment, e.g. mains failure alarm
- The software provides a built-in card printing facility, which can print directly from the tagholder screen
- Staff management via powerful web reporting allowing access to personnel movement records from anywhere in the world
- The system generates time sheet reports that can be integrated with many time and attendance/payroll packages
- Support for multiple tag types on a single system
- A user can monitor an individual door or location resulting in the tagholder's image and details being displayed simultaneously with tag presentation

All online systems are compatible with all Impro readers and tags



XTT/901, XTT/902, XTT/903



XTT/904, XTT/905, XTT/906



XTT/907, XTT/908



XTA/902

OUR SERVICE

For the specifier

BPT are the only door entry company with a dedicated team devoted to the specific needs of larger installations. Our organisation is such that we can assist in all aspects of a project from conception to completion.

We can advise on the latest door entry and access control innovations to provide fully integrated access solutions, and our range of products provide an unrivalled level of flexibility for bespoke secure building design. This gives you the ability to make multiple changes and additions during initial planning stages, without the need for major system architecture alteration.

We can assist in the writing of specifications and the provision of schematics for tender packages, as well as carry out site surveys or attend meetings so that you always have the information that you need.

We can act as an intermediary for installers, providing technical advice on agreed systems, so that you get the system you asked for without compromise and ensure that any alterations you make are automatically distributed to the relevant parties.

With vast experience in catering for the needs of a project that may include hundreds of dwellings with a range of requirements over long installation periods, BPT have the process in place to provide fast and flexible solutions, ensuring your access systems are designed and installed with the minimum difficulty, giving you time to focus on the bigger picture.



For the installer

We can provide installation training tailored specifically to your project with full terminal drawings and a dedicated technical support team familiar with your particular site needs just a phone call away - an approach that has proven to assist in minimising installation 'down' time.

A member of our sales support team will be personally assigned to manage stock and order requirements for the duration of the project. This unique approach means that you have a single point of contact with somebody who is aware of what you are doing every step of the way.

Our simplified ordering system means less paperwork and administration for your office team. It also allows installers in the field the ability to call off items without the need for additional paperwork, saving time and money.



Literature request

Name:

Title:

Company:

Address:

Post Code:

Telephone:

Fax:

Email:

Please send me the following information:

BPT Audio and Video Door Entry
 Please send me further information
 Please arrange for a BPT Regional Manager to contact me
 Please arrange for a survey/quotation

BPT Gate and Barrier Automation
 Please send me further information
 Please arrange for a BPT Regional Manager to contact me
 Please arrange for a survey/quotation

Impro Access Control
 Please send me further information
 Please arrange for an Impro Regional Manager to contact me
 Please arrange for a survey/quotation

Please tear off and return to the Freepost address.

01442 230800

www.bpt.co.uk